

RA2 Select



Whole home
lighting control
made simple

Introducing RA2 Select.

Personalised smart lighting and blind control.

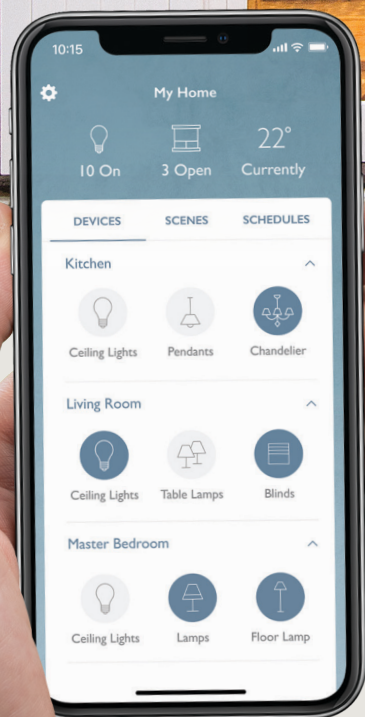


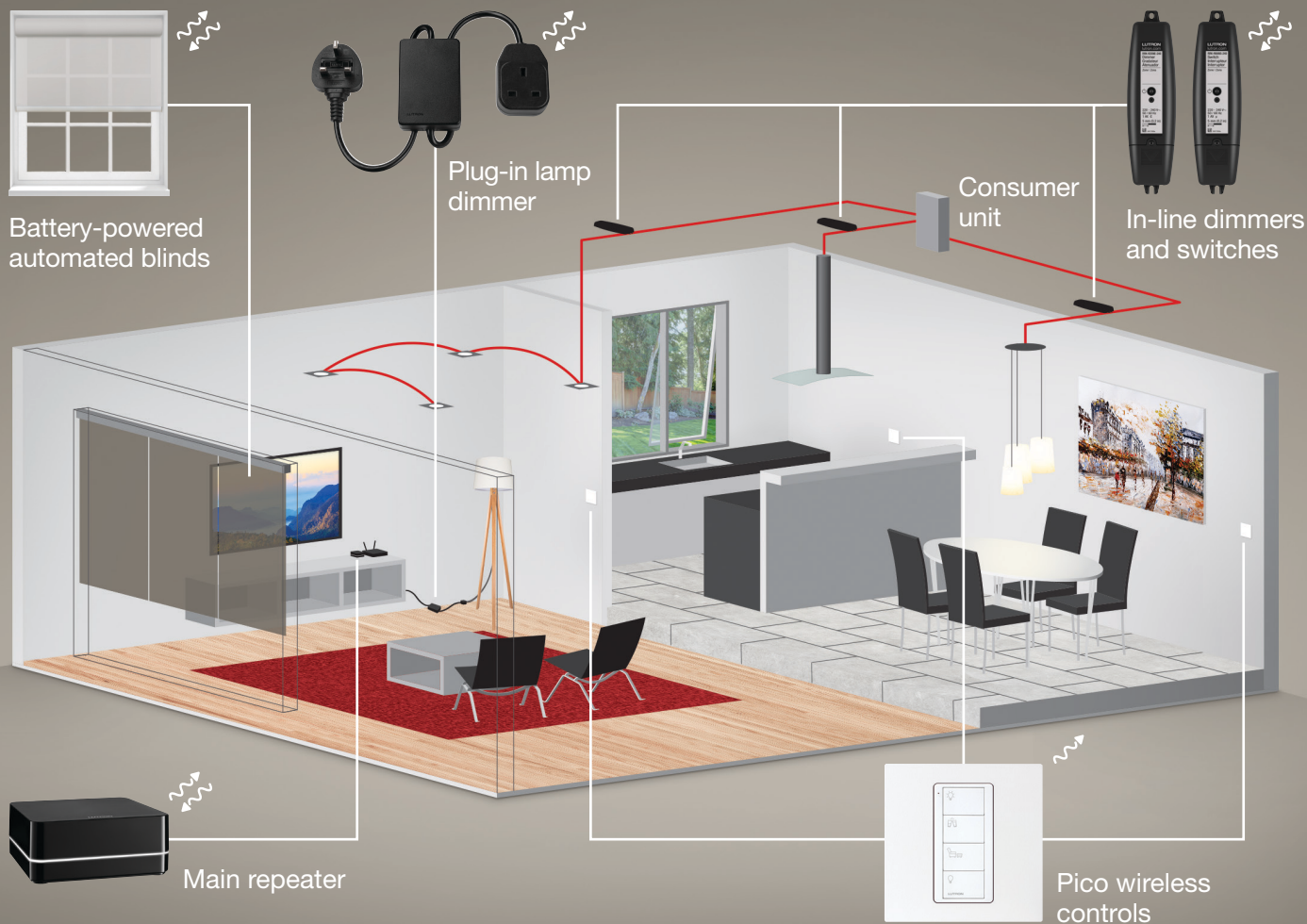
Photo (c) Lurot Brand

Why RA2 Select?

Simple. App-based setup, control, and monitoring; no training or PC required.

Reliable. Like all Lutron products, RA2 Select is 100% end of line tested before it leaves our facilities.

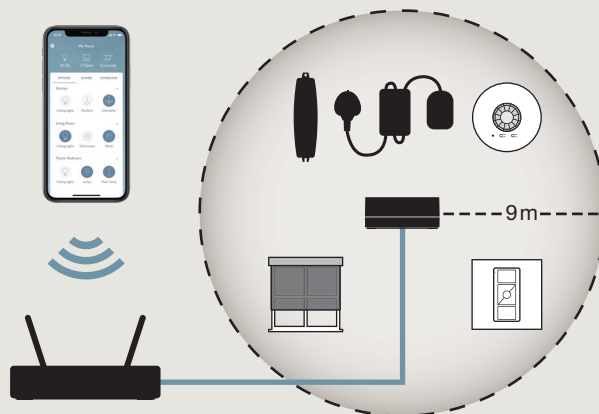
Affordable. Easy installation (no cutting holes or running wire) and automatic programming means completing an entire job in one visit.



Simple retrofit solution

In-line dimmer/in-line switch fits in the ceiling void for fast, convenient installation. Pico wireless controls require no wires and batteries will last 10 years.

The main repeater is connected to the home network to enable setup, control, and monitoring via the Lutron App.













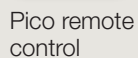
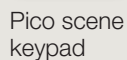
Pico scene keypad and Pico for blind control

Transform a room

Easily set multiple lights and blinds to just the right level, creating scenes for any activity. Scene keypads automatically configure to provide the best lighting for the task at hand in each scene.

In the kitchen, for example, lights and blinds can adjust for cooking, a quiet dinner, or cleaning up.

		 Ceiling lights	 Island lights	 Pendant	 Blinds
	Bright	100%	100%	100%	Open
	Cooking	100%	100%	50%	75% Open
	Dining	20%	65%	50%	Half Open
	Off	Off	Off	Off	Closed



Mount it to a tabletop pedestal. Pedestals are available in single, double, and triple configurations.



Or mount it to a wall without cutting a hole or wiring anything. (Add a designer-style wallplate for a finishing touch.)





Smart home made simple

Three key app features that will make a homeowner's life easier:



Scheduling — you can program lights and blinds to automatically adjust at set times of day.



Geofencing — controls lights based on your location.

This feature can turn lights on for you when you arrive home and notify you if you have left lights on when you leave.



Smart Away — randomly turns lights on and off in the evening, so it looks like you're home, even when you're not.

Setup made simple

Pro Installer Mode in the Lutron App means you can bypass the homeowner registration process and quickly configure the system. The homeowners can register and access their systems via an invitation from you. They can also access your contact information from the app if they need professional support.


Expand the system

RA2 Select works with smart home solutions from other best-in-class brands, to add even more convenience to your customers' lives.



Amazon Alexa

Create just the right light using Alexa voice control. Ask Alexa to turn lights on, off, or dim them to your favourite level.



Apple® HomeKit™

The Smart Bridge contains Apple HomeKit technology, so you can use Siri® to control your lights and blinds.



The Google Assistant™

Get the lights with just your voice. Smart lighting control is now available through any Google Assistant-enabled device.

Honeywell Home

Honeywell Wi-Fi Thermostats

Choose from a variety of thermostat options to control the temperature in your home, from anywhere.



Ring

Peace of mind is knocking. Set lights to turn on when your Ring doorbell or camera detects motion outside.



Sonos

Control your Sonos Home Sound System from a Pico remote control for audio, from scenes in the Lutron App, or from a Pico scene keypad. You can also control your lights using your voice via the Sonos One with Amazon Alexa.

Learn more:

lutron.com/ra2selectintegration-europe

Apple and Siri are trademarks of Apple Inc; registered in the U.S. and other countries. HomeKit is a trademark of Apple Inc. Google Assistant is a trademark of Google Inc. Ring is a trademark of Ring LLC.

Please see the RA2 Select/Europe consumer brochure for the Sonos trademark info.

Install Automation Ltd

The Power of Pico Controls

Flexibility of choice

Pico wireless control

All assigned lights will go to the same level for each button

	Kitchen Downlights	Kitchen Islands
	100%	100%
	Raise	Raise
	50%	50%
	Lower	Lower
	Off	Off

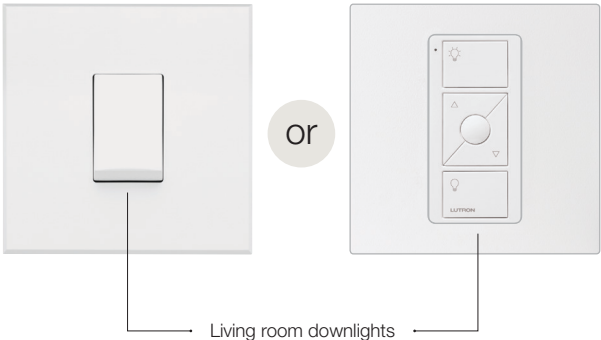
or

Pico scene keypad

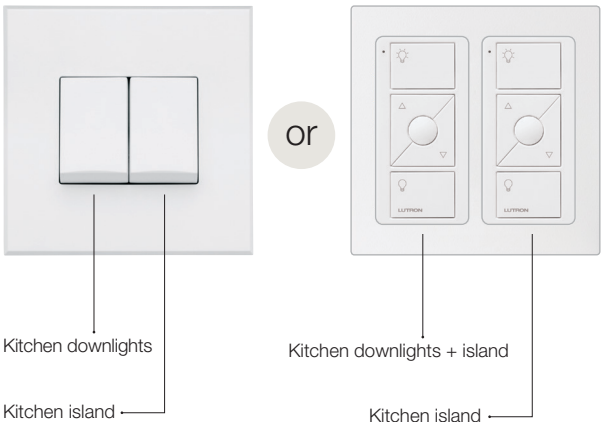
Set lights, blinds, and audio to unique levels for each button

	Kitchen Downlights	Kitchen Islands
	100%	80%
	65%	40%
	10%	25%
	Off	Off

1-Column switch to Pico remote*



2-Column switch to Pico remote*

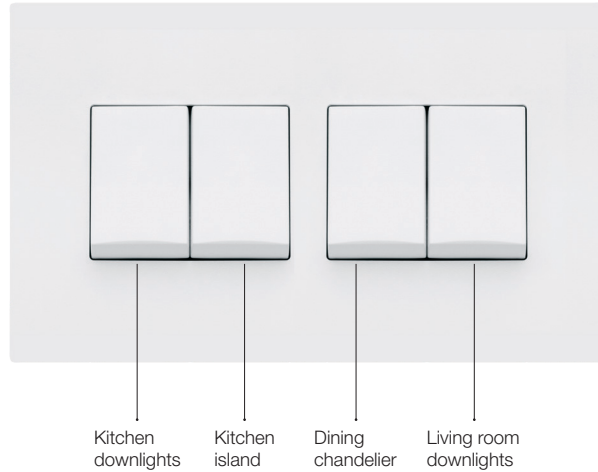


* In-line dimmer/switch required for each lighting circuit
Install Automation Ltd

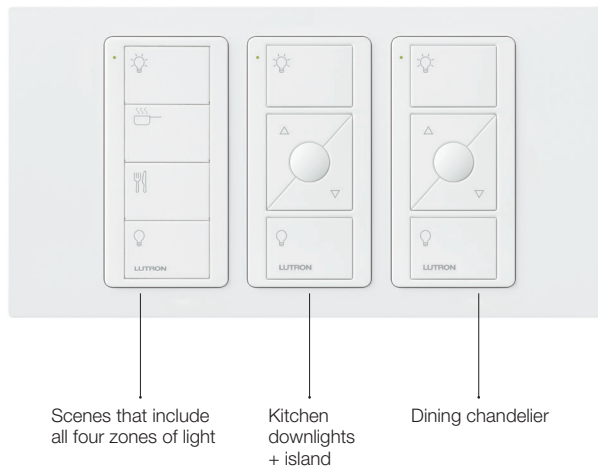
The Power of Pico Controls

Flexibility of choice

3-or-4 Column switch to Pico keypad and remotes*



or



Placement

You can mount a Pico to any wall surface without running wire, or use it on a pedestal for convenient tabletop control.

The Pico also features a 10-year battery life.



* In-line dimmer/switch required for each lighting circuit

System components

Repeaters, In-line Dimmer/Switch,
and Pico Scene Keypads

XX denotes colour suffix

Pico

Matte Colours

AW

Arctic White

BL

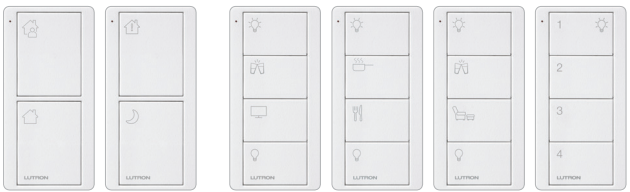
Black



Repeater

Dimmers and Switches

Plug-in lamp dimmer



2-button
scene keypads

4-button
scene keypads

Name	Model number	Description/Specifications
Repeaters		
Main repeater	RRK-SEL-REP2-BL	Allows for setup, control, and monitoring of multiple devices
Wireless repeater	LK-REPPRO-BL	Use up to four to extend the RF range
Dimmers and Switches		
In-line RF dimmer	RRK-R25NE-240	250W Hal/Inc/ELV, 1A or 150W LED in-line RF dimmer with neutral wire
In-line RF switch	RRK-R6ANS-240	6A general lighting (2A motor) in-line RF switch with neutral wire
16A Relay Module	LMK-16R-DV-B	RF Relay Module with Softswitch — 16A (adaptable box not included)
0–10V Dimming Module	LMK-5T-DV-B	RF Dimming Module with 0–10V control (adaptable box not included)
Plug-in lamp dimmer	RRK-P20-240G-BL	200W Hal/Inc, 1A or 150W LED lamp dimmer
Pico Scene Keypads		
Entry keypad	PK2-2B-TXX-P01	2-button pre-engraved keypad with Home and Away scenes
Bedside keypad	PK2-2B-TXX-P02	2-button pre-engraved keypad with Alert and Goodnight scenes
Living Room keypad	PK2-4B-TXX-P01	4-button pre-engraved keypad with Bright, Entertain, Movie, and Off scenes
Kitchen keypad	PK2-4B-TXX-P02	4-button pre-engraved keypad with Bright, Cooking, Dining, and Off scenes
Any Room keypad	PK2-4B-TXX-P03	4-button pre-engraved keypad with Bright, Entertain, Relax, and Off scenes
Universal Room keypad	PK2-4B-TXX-P04	4-button pre-engraved keypad with generic 1, 2, 3, 4 scenes

System components

Pico Remote Controls

XX denotes colour suffix


Pico
Matte Colours



Arctic White



Black



Custom keypad



Light remotes



Blind remotes




Audio remote


Name	Model number	Description/Specifications
Pico Remote Controls		
Custom keypad	PK2-4B-TXX-EL2	4-button, scene Pico, custom engraving
Light remote	PK2-2B-TXX-L01	2-button with light icons (On, Off)
	PK2-2BRL-TXX-L01	2-button with raise/lower with light icons
	PK2-3B-TXX-L01	3-button with light icons (On, Favourite, Off)
	PK2-3BRL-TXX-L01	3-button with raise/lower with light icons
	PK2-4B-TXX-L01	4-button lights icons (On, raise, lower, Off)
Blind remote	PK2-3BRL-TXX-S01	3-button with raise/lower with blinds icons
	PK2-4B-TXX-S01	4-button blinds icon (On, raise, lower, Off)
	PK2-4B-TXX-S31	4-button blinds icon (On, 66%, 33%, Off)
Audio remote	PK2-3BRL-TXX-A01	3-button with raise/lower with audio icons

System components

Pico Accessories



Single Pico wallplate



Dual Pico wallplate



Car visor clip



Tabletop pedestal

Name	Model number	Description/ Specifications
Pico Wallplates		
Single Pico wallplate	LPFP-S1-XXX	Wallplate for single Pico control
Dual Pico wallplate	LPFP-S2-XXX	Wallplate for two Pico controls
Triple Pico wallplate	LPFP-S3-XXX	Wallplate for three Pico controls
Quad Pico wallplate	LPFP-S4-XXX	Wallplate for four Pico controls
Pico Accessories		
Car visor clip	PICO-CARVISOR-CL	Provides an easy way to attach a Pico to your car's sun visor
Tabletop pedestals	L-PED1-XX	Single pedestal
	L-PED2-XX	Double pedestal
	L-PED3-XX	Triple pedestal

XXX denotes colour suffix

Matte Colours



Arctic White

Black

Glass



Clear White

Satin Brass

Bright Chrome

Satin Nickel

XX denotes colour suffix

Gloss Colours



White

Black

System components

Wireless Sensors and Automated Blinds



Ceiling Sensor

Wall Sensor

Automated blind

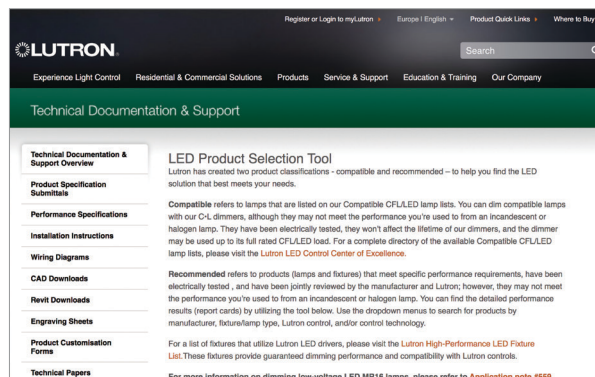
Name	Model number	Description/Specifications
Radio Powr Savr Wireless Occupancy Sensors		
Occupancy sensors	LRF3-OCR2B-P-WH	Ceiling mount
	LRF3-OKLB-P-WH	Corner mount
	LRF3-OWLB-P-WH	Wall mount
	LRF3-OHLB-P-WH	Hall mount
Automated Blinds		
Sivoia QS Triathlon	See lutron.com/triathlon-europe	Roller and Honeycomb blinds
Sivoia QS Wireless	See lutron.com/sivoiaqswireless-europe	Roller and Honeycomb blinds and drapery systems



About Lutron — Founded in 1961, Lutron Electronics is headquartered in the U.S.A. From lighting control solutions (dimmers and blinds) for the home, to lighting management systems for entire commercial buildings, we offer more than 15,000 energy-saving products, sold in more than 100 countries. Notable installations include St. Paul's Cathedral, the Wimbledon Centre Court, and the Guggenheim Museum (Bilbao).



Lutron's European Experience Centre in London — Opened in May 2017, this beautiful centre delivers an immersive experience for every visitor, highlighting the latest in lighting and blind control solutions. The state-of-the-art, 585 m² (6,300 ft²) space demonstrates solutions for residential, commercial, and hospitality needs.



LED Centre of Excellence — The LED Centre of Excellence is your resource for finding information about correctly specifying, installing, and using LEDs.

- Extensive catalogue of lamps, drivers, and fixtures tested for compatibility
- View LED report cards, which provide detailed results of lamp/fixture performance with dimming controls
- Find a lamp/fixture compatible with your controls
- Find a fixture with a Lutron driver compatible with your controls

For more information, please visit lutron.com/led-europe.



Clear Connect RF Technology — Our patented Clear Connect RF technology sets the bar for reliability. You can trust your wireless system will work with precision and accuracy, free from interference with other frequency bands, every time you use it. To date, we have installed millions of devices that use Clear Connect, on thousands of projects around the globe.